



Regulations for the use of marks issued by IMQ

Rev. 4 of January 3, 2018

This is a translation from the original text which prevails in case of doubt



ARTICLE 1
GENERAL
RULES



ARTICLE 2
MARKS RELATED
TO PRODUCT
CERTIFICATIONS



ARTICLE 3
MARKS RELATED
TO MANAGEMENT
SYSTEM
CERTIFICATIONS



ARTICLE 4
MARKS RELATED
TO PROFESSIONAL
FIGURES
CERTIFICATIONS



ARTICLE 5
MARKS RELATED
TO BUSINESS
AND SYSTEM
CERTIFICATIONS



ARTICLE 6
OTHER
MARKS

<i>Reference</i>	Reg. Marks. EN
<i>Emission date</i>	Rev. 0 - 2016.06.30
<i>Updating date</i>	Rev. 4 of January 3, 2018
<i>Approved by</i>	IMQ S.p.A.

INTRODUCTION

Congratulations on your certification!

You can now use the IMQ marks related to the certification you have achieved and enhance the commitment dedicated to verifying the quality of your work.

The certification issued by IMQ protects companies, constitutes useful information for control Authorities and, ever more frequently, is one of the requirements to participate in competitions and tenders.

It is the visible guarantee of your quality, because behind each certification lies a well-structured qualification process verified by a third party.

It bears witness to the "promise of transparency" made to the market at the moment in which you have decided to become certified.

It is therefore important to give visibility to the certification achieved, reproducing the relevant marks, wherever this is required by the Regulation that governs your certification, according to the criteria and the methods set out in the pages below.

INDEX

ARTICLE 1 GENERAL RULES

ARTICLE 1 - General Rules - *pg. 6*

- 1.1 – Granting use of the marks
- 1.2 – Provisions for use of the marks
- 1.3 – Control over the use of the marks
- 1.4 – Incorrect use of the marks and of the certification
- 1.5 – Incorrect use of the marks and of certification: IMQ actions

ARTICLE 2 PRODUCT CERTIFICATION MARKS

ARTICLE 2 - PRODUCT - Marks related to product certification - *pg. 8*

- 2.1 – Where they can be reproduced
- 2.2 – Where they cannot be reproduced
- 2.3 – How they should be reproduced

ARTICLE 3 MANAGEMENT SYSTEM CERTIFICATION MARKS

ARTICLE 3 - MANAGEMENT SYSTEM - Marks related to management system certification and attestations - *pg. 20*

- 3.1 – Where they can be reproduced
- 3.2 – Where they cannot be reproduced
- 3.3 – How they should be reproduced

ARTICLE 4 PROFESSIONAL FIGURES CERTIFICATION MARKS

ARTICLE 4 - PROFESSIONAL FIGURES - Marks related to the certification of professional figures - *pg. 24*

- 4.1 – Where they can and cannot be reproduced
- 4.2 – How they should be reproduced

ARTICLE 5 BUSINESSES AND SYSTEM CERTIFICATION MARKS

ARTICLE 5 - SYSTEMS – Marks related to the certification of businesses that install and verify systems (lift, security systems) - *pg. 28*

- 5.1 – Where they can be reproduced
- 5.2 – How they should be reproduced

ARTICLE 6 OTHER MARKS

ARTICLE 6 - Other Marks - *pg. 30*

Accredia | Certalarm | G-Mark | IECEx | Incert | LOVAG | CISQ | IQNet |

ARTICLE 1- General Rules

1.1 GRANTING USE OF THE MARKS

As and from the date of issue of the certificate, the Concessionaire, the Organisation, the Professional figure (hereinafter "IMQ Customer") has the right to use the marks granted by IMQ (hereinafter "marks").

The marks are legally registered as collective marks; all the rights deriving from these registrations are reserved to the legal party which has registered them.

1.2 PROVISIONS FOR USE OF THE MARKS

The marks can be used:

- only with reference to the single certification scheme or to the certification schemes for which the relevant certification has been achieved
- with the clear identification of the subject matter (product, organisation, competence,...) of the certification;
- in the period of validity of the certificate;
- attributing the correct meaning to the certification which the marks attest to;
- complying with the specific indications for each type of certification, shown at article 2, 3, 4, 5 and 6 of this Regulation.

1.3 CONTROL OVER THE USE OF THE MARKS

IMQ is required to monitor the correct usage of the certification issued and relevant marks. To this end the IMQ Customer can send the marketing department of IMQ (mkt@imq.it) a copy of the business documentation for approval prior to publication. This takes the form of catalogues, advertising tools, contracts or other forms of communication which it intends to issue to publicise the attainment of the certification.

1.4 INCORRECT USE OF THE MARKS AND OF THE CERTIFICATION

The marks and the certification are misused if they deceive the message recipients, damage the reputation of IMQ and compromise the trust of the public, or rather when the same are not used in accordance with this Regulation.

In particular, by way of example, the IMQ Customer cannot use the mark and/or certification, when:

- the certification has not been issued;
- the certification has still to be issued (the requesting party CANNOT publicise the request for certification until it has been granted the relevant right to use the mark. Nevertheless, in particular cases – which must be adequately motivated – for example, participation in public tenders – IMQ may allow the requesting party to inform the interested party that the request for certification has been transmitted to IMQ);
- the certification has been revoked (or suspended, where indicated in the provision for suspension);
- the marks are matched with products/activities/services.. which are not covered by the certification;
- in the case of product mark, during the period of validity of the procedure "On-call inspections" (see "IMQ Marks – General Regulation for the Certification of products"), the IMQ Customer issues certified products on the market which have not been controlled by IMQ;
- in the case of product mark, if the marks are used in such a way as to be interpreted as marks of conformity to standards of organisation management systems;
- in the case of system mark, if the marks are applied to test, calibration or inspection reports or certificates issued by the certified Organisation;
- in the case of system mark, if the marks are applied to products and to relevant packaging* and/or type labels, and/or identification plates or, in any case, they are used in a way to be interpreted as indications of product conformity, including cases in which the product is represented by documents issued by the Organisation (e.g. analysis certificates, medical reports, certificates of conformity, etc.).

* *Packaging is a term used to describe what can be removed without the product being disintegrated or damaged. On the packages and the accompanying information, the Organization can use only one declaration regarding the possession of the Management System certification, which must include the following references: identification of the certified Organisation; type of Management System (e.g. quality, environment) and applicable standard; identification of IMQ as Certification Body.*

**1.5
INCORRECT USE
OF THE MARKS AND
OF CERTIFICATION:
IMQ ACTIONS**

In the event of misuse, IMQ will take all the measures necessary to stop this, protecting its right in the most appropriate manner, including through the publication of the occurrence on its own communication media and, where necessary, on the press.

ARTICLE 2 - Marks related to product certification

2.1 WHERE THEY CAN BE REPRODUCED

The IMQ marks related to product certification can be affixed to:

- certified products (**reproduction of the mark on certified products is compulsory**)
- packaging of certified products
- promotional labels of certified products
- instruction booklets and on the factsheet of the certified product
- advertising material, when the product advertised has achieved IMQ certification
- catalogues, but only in correspondence to the certified products or specifying which products have achieved certification
- Internet sites, in correspondence to the certified products
- company brochures, specifying to which products the IMQ certification refers.

2.2 WHERE THEY CANNOT BE REPRODUCED

The IMQ marks related to product certification cannot be shown on:

- letter paper, invoices, business cards, e-mails, motor vehicles and in any publication and communication in which it is not possible to specify to which products the IMQ certification refers.
- catalogues of non-certified products, even if one or more components are IMQ certified.

2.3 HOW THEY SHOULD BE REPRODUCED

- **size:** the IMQ marks can be reproduced in the size required, but they must always be perfectly legible (their minimum size should NOT be less than 10 mm), without altering the proportions between base and height).



- **COLOURS:** the marks can be reproduced in colour (in the colours specified beside each mark) in black/white, in black (grey) screens, in negative.



The directions set out at Article 1 of this Regulation are an integral part of the user directions set out below



Code	Denomination	Colour
PRD01	IMQ	pantone 354 c 80% y 80% #29b56b

Products

Cables

ON THE PLATE, WHERE PRESENT, OR ON THE PACKAGE OF THE CABLES THE PRD01 MARK IS AN ALTERNATIVE TO THE PRD05 AND PRD06 MARKS.

Self-adhesive tapes and accessories for electrical use: gloves and mittens made of insulating material for live working, elements to identify terminal boxes and the termination of cables, ties for cables of electrical installations, flexible insulating sheaths, terminators and connectors for cables, LV cable joints.

LV protective equipment, appliances and apparatus

FOR SMALL PRODUCTS, INTENDED PRIMARILY FOR EQUIPMENT MANUFACTURERS, THE PRD01 MARK CAN BE PLACED ON THE MINIMUM PACKAGING OF THE PRODUCT.

SPECIAL REQUIREMENT FOR "CORDS FOR CONNECTORS INDISSOLUBLY CONNECTED TO THE CABLE": THE PRD01 MARK CAN BE PLACED ON ONLY ONE OF THE COMPONENTS OF THE CABLED UNIT, WITH THE EXCEPTION OF THE CABLE.

SPECIAL REQUIREMENT FOR "PIPES": THE PRD01 MARK MUST BE PLACED ALONG A GENERATOR USING THE SAME METHODS PROVIDED FOR BY THE STANDARDS FOR OTHERS OVERWRITTEN. THE MARK MUST ALSO BE SHOWN ON THE LABEL APPLIED TO EACH ORIGINAL PACKAGING OF THE MANUFACTURER. THE PRD01 MARK IS ALTERNATIVE TO THE PRD05 MARK.

SPECIAL REQUIREMENT FOR "ACCESSORIES FOR PIPE SYSTEMS": THE PRD01 MARK MUST ALSO BE AFFIXED TO THE ACCESSORIES, ALWAYS ACCORDING TO WHAT IS PROVIDED FOR BY THE RELEVANT STANDARDS.

LV equipment and apparatus: packaged products (blister).

BESIDES THE PRD01 MARK IT IS POSSIBLE TO USE THE ALTERNATIVE PRD04 MARK.

Luminaires and related accessories

Household and similar electric equipment

Capacitors and filters

IN THE EVENT THAT THE COMPONENT IS SMALL AND ONLY IN EXCEPTIONAL CASES, THE GENERAL RULE WHICH STATES THAT PRODUCTS GRANTED USE OF THE IMQ MARK MUST BE IDENTIFIED BY THE PRESENCE OF THE PRD01 MARK CAN BE WAIVED. THIS EXCEPTION CAN ONLY BE GRANTED ON THE SPECIFIC REQUEST OF THE MANUFACTURER, WHO DOCUMENTS THE PHYSICAL IMPOSSIBILITY OF APPLYING SUCH A MARK. IN THESE CASES THE PRD01 MARK MUST STILL BE SHOWN ON THE PACKAGING OF THE COMPONENTS.

Medical, laboratory and aesthetic equipment



EN xxxxx-X*



(*) distinct number of the EN standard/s with which the product complies.

Code	Denomination	Colour
PRD02	IMQ	pantone 354 c 80% y 80% #29b56b

Products

Electronic appliances

IMQ CAN IMPOSE THE USE OF THE PRD02 MARK FOR SEVERAL TYPES OF PRODUCTS FOR WHICH IT IS NECESSARY TO HIGHLIGHT THE SAFETY STANDARD WITH WHICH THEY COMPLY.

FOR POWER SUPPLY UNITS, IN PARTICULAR, THE PRD02 MARK MUST BE USED INDICATING THE RELEVANT EN STANDARD (EN 60065 OR EN 61010-1 OR EN 60950-1).

INSERTION OF THE REFERENCE STANDARD IS THE RESPONSIBILITY OF THE IMQ CUSTOMER. REFERENCE TO THE STANDARD SHOULD BE AFFIXED UNDER THE PRD02 MARK, IN LEGIBLE DIMENSIONS, IN AN AREA WHICH IS CENTRED TO THE MARK AND THE WIDTH SHOULD NOT BE LARGER THAN THAT OF THE MARK.



CEI EN 60454-3-1

Code	Denomination	Colour
PRD03	IMQ	pantone 354 c 80% y 80% #29b56b

Products

Self-adhesive tapes and accessories for electric use

SPECIAL REQUIREMENT FOR "SELF-ADHESIVE TAPES": THE PRD03 MARK MUST BE AFFIXED TO THE REEL CORE AND TO THE MANUFACTURER'S LABEL OR PLATE. THE INSERTION OF THE REFERENCE STANDARD CEI EN 60454-3-1 IS THE RESPONSIBILITY OF THE IMQ CUSTOMER. REFERENCE TO THE STANDARD SHOULD BE AFFIXED UNDER THE PRD03 MARK, IN LEGIBLE DIMENSIONS, IN AN AREA WHICH IS CENTRED TO THE MARK AND THE WIDTH SHOULD NOT BE LARGER THAN THAT OF THE MARK.



Code	Denomination	Colour
PRD04	IMQ	BACKGROUND pantone green 354 c 80% y 80% #29b56b

Prodotti

TEXT: black

LV appliances: packaged products (blisters)

THE PRD04 MARK IS AN ALTERNATIVE TO THE PRD01 MARK.

IEMMEQU

Code	Denomination	Directions	Colour
PRD05	IMQ	The PRD05 mark is reproduced showing the text "IEMMEQU" in full in capital letters, preferably in Helvetica bold font.	See directions shown in Art. 2.3 of this Regulation

Products

Cables

THE PRD05 MARK IS AFFIXED WITH CONTINUITY TO THE SURFACE OF THE INSULATION OR SHEATH. ON THE PLATE, WHERE PRESENT, OR ON THE PACKAGE ITSELF, THE MARK PRD05 IS AN ALTERNATIVE TO THE PRD01 AND PRD11 MARKS.

LV protective equipment, appliances and apparatus: pipes

THE PRD05 MARK MUST BE AFFIXED LENGTHWAYS ON A GENERATOR USING THE SAME METHODS PROVIDED FOR BY THE STANDARDS FOR OTHERS OVERWRITTEN. IT MUST ALSO BE SHOWN ON THE LABEL APPLIED TO EACH ORIGINAL PACKAGING OF THE MANUFACTURER. THE PRD05 MARK CAN BE USED AS AN ALTERNATIVE TO THE PRD01 MARK.



Code	Denomination	Directions	Colour
PRD06	IMQ-HAR	The PRD06 mark should be reproduced showing the text "IEMMEQU" in full (see PRD05) with the HAR mark to its right.	See directions shown in Art. 2.3 of this Regulation

Products

Insulated cables and self-adhesive tapes

THE IMQ-HAR MARK MUST BE USED EXCLUSIVELY FOR HARMONIZED CABLES, THE CODE OF WHICH USUALLY STARTS WITH H, PRODUCED IN THE NATIONAL TERRITORY, EXCEPT IN SPECIAL CASES. FOR CONTINUITY OF THE STAMPING, THE PROVISIONS INDICATED BY THE RELEVANT STANDARDS ARE APPLIED.

IEMMEQU ◁ HAR ▷ COIL

Code	Denomination	Directions	Colour
PRD07	IMQ-HAR-COIL	The PRD07 mark should be reproduced showing the "IEMMEQU" text (see PRD05) in full with the HAR mark and the text "COIL" to its right in the same font of the text IEMMEQU	See directions Shown in Art. 2.3 of this Regulation

Products

Insulated cables and self-adhesive tapes: extension cords

THE PRD07 MARK MUST BE USED EXCLUSIVELY FOR HARMONIZED CABLES, THE CODE OF WHICH USUALLY STARTS WITH H, PRODUCED IN THE NATIONAL TERRITORY, EXCEPT IN SPECIAL CASES. FOR CONTINUITY OF THE MARKING, THE PROVISIONS INDICATED BY THE RELEVANT STANDARDS ARE APPLIED. IT MUST IN ANY CASE BE PLACED WITH CONTINUITY ON THE SURFACE OF THE INSULATION OR SHEATH. THE PRD07 MARK CAN BE USED AS AN ALTERNATIVE TO THE PRD08 MARK.

Code	Denomination	Directives	Colour
IEMMEQU ◁ HAR ▷ CCCCC PRD08	IMQ-HAR-CCCCC	The PRD08 mark should be reproduced showing the "IEMMEQU" text (see PRD05) in full with the HAR mark and the text "CCCCC" to its right in the same font of the text IEMMEQU	See directions shown in Art. 2.3 of this Regulation

Products

Insulated cables and self-adhesive tapes: extension cords

THE PRD07 MARK MUST BE USED EXCLUSIVELY FOR HARMONIZED CABLES, THE CODE OF WHICH USUALLY STARTS WITH H, PRODUCED IN THE NATIONAL TERRITORY, EXCEPT IN SPECIAL CASES.

FOR CONTINUITY OF THE MARKING, THE PROVISIONS INDICATED BY THE RELEVANT STANDARDS ARE APPLIED. IT MUST IN ANY CASE BE PLACED WITH CONTINUITY ON THE SURFACE OF THE INSULATION OR SHEATH.

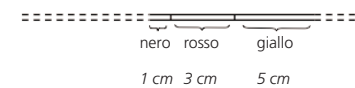
THE PRD08 MARK CAN BE USED AS AN ALTERNATIVE TO THE PRD07 MARK.



Code	Denomination	Directives	Colour
PRD09	Distinctive thread of IMQ mark	The distinctive thread of the IMQ mark must be arranged in a continuous manner along the entire length of the cable.	Type A thread on a white background with IMQ morse signs in black (to use for cables produced by manufacturers of Countries not adhering to the HAR agreement or not adhering to CE-NELEC); Type C thread on a white background with IMQ morse signs in green.

Products

Cables



Code	Denomination	Directives	Colour
PRD10	Distinctive thread of HAR mark (Thread type H)		black: 1 cm red: 3 cm yellow: 5 cm

Products

Cables

THE DISTINCTIVE THREAD OF THE HAR MARK MUST BE USED EXCLUSIVELY FOR HARMONIZED CABLES, THE CODE OF WHICH GENERALLY STARTS WITH H, PRODUCED IN THE NATIONAL TERRITORY, EXCEPT IN SPECIAL CASES.



Code	Denomination	Colour
PRD11	IMQ	black

Products

Cables

THE PRD 11 MARK MUST BE AFFIXED ON THE PLATE, WHERE PRESENT, OR ON THE PACKAGE ITSELF.

THE PRD11 MARK CAN BE USED AS AN ALTERNATIVE TO THE PRD01 AND PRD05 MARK.



Code	Denomination	Colour
PRD12	ENEC-03	pantone green 3415 c 100% y 77% b 22% #008c5e

text 03: black

Products

LV protective equipment, appliances and apparatus

Luminaires and related accessories

Capacitors and filters

Electronic appliances

FOR SMALL PRODUCTS THE PRD12 MARK CAN BE POSITIONED ON THE MINIMUM PACKAGING OF THE PRODUCT.



Code	Denomination	Colour
PRD13	ENEC-03 - IMQ	ENEC pantone green 3415 c 100% y 77% b 22% #008c5e

text 03: black

IMQ

pantone 354
c 80% y 80%
#29b56b

Products

Household and similar electrical equipment



Code	Denomination	Colour
PRD14	ENEC+	pantone green 3415 c 100% y 77% b 22% #008c5e

Products

text 03: nero 55%

- **Luminaires (Performance)**
- **LED luminaires (Performance)**
- **LED modules for general lighting (Performance)**

IEMMEQU EFP

Code	Denomination	Directives	Colour
PRD15	IMQ EURO FIRE PERFORMANCE	The PRD15 mark is reproduced showing the text "IEMMEQU EFP" in full in capital letters, preferably in Helvetica bold font.	See directions shown in Art. 2.3 of this Regulation

Products

Cables

IMQ EURO FIRE PERFORMANCE mark indicates that the product has passed all the fire reaction tests required by the CPR (eg EN 50399 standard) but also the verification of compliance with safety requirements electrical, mechanical, physical.

The PRD5 mark is affixed with continuity to the surface of the insulation or sheath.

For products that comply with harmonized standards, this marking is omitted.

For continuity of the stamping, the provisions indicated by the relevant standards are applied.



Code	Denomination	Directives	Colour
PRD16	IMQ EURO FIRE PERFORMANCE	Mark must be affixed on the plate, where present, or on the package itself.	pantone blu 280 c100% m78% y5% b18% #0f1c68

Products

Cables

IMQ EURO FIRE PERFORMANCE mark indicates that the product has passed all the fire reaction tests required by the CPR (eg EN 50399 standard) but also the verification of compliance with safety requirements electrical, mechanical, physical.



Code	Denomination	Colore
PRD17	IMQ-CSv	<p>pantone 354</p> <p>c 80% y 80%</p> <p>#29b56b</p>
Products		

Cables

SPECIAL REQUIREMENT: THE CABLES AUTHORISED TO USE THE IMQ CSV MARK IN ADDITION TO AND/OR IN REPLACEMENT OF THE PRD17 MARK, CAN ALSO BE IDENTIFIED BY THE FOLLOWING TEXTS SHOWN IN CAPITAL LETTERS, PREFERABLY IN HELVETICA TYPE FONT: "CERTIFICATE WITH IMQ SURVEILLANCE N°....." OR "C.S. IMQ N°." OR "C.S. N°." FOLLOWED BY THE CERTIFICATE NUMBER.

THESE INDICATIONS, INCLUDING THE PRD17 MARK IF USED, MUST ALSO BE AFFIXED TO THE MANUFACTURER'S LABEL OR PLATE THAT ACCOMPANIES EACH SECTION OR REEL OF CABLE.

LV protective equipment, appliances and apparatus

Luminaires and related accessories

Electronic appliances

FOR SMALL PRODUCTS, INTENDED PRIMARILY FOR EQUIPMENT MANUFACTURERS, THE PRD17 MARK AND/OR THE CHOSEN TEXT CAN BE PLACED ON THE MINIMUM PACKAGE OF THE PRODUCT.

Household electrical equipment

FOR ALL CATEGORIES WHERE THERE IS LITTLE SPACE AVAILABLE, SUCH AS THE CATEGORY "FLEXIBLE COMPOSITE PIPES FOR WATER AND HEATING PLANTS", THE PRD17 MARK CAN BE REPLACED BY THE TEXT IMQ-CSV SHOWN IN CAPITAL LETTERS PREFERABLY USING HELVETICA BOLD FONT

Gas and solid fuel appliances and related devices

Low-voltage protective equipment

Medical equipment

Security system equipment



Code	Denomination	Colore
PRD18	IMQ - IMQ PERFORMANCE	<p>IMQ</p> <p>pantone 354</p> <p>c 80% y 80%</p> <p>#29b56b</p> <p>IMQ PERFORMANCE</p> <p>pantone blu 280</p> <p>c 100% m 78% y 5% b 18%</p> <p>#0f1c68</p>
Products		

Lighting

Household and similar electrical equipment: fridges and freezers, electric fans and their speed regulators, integrated systems (for heating and/or hot sanitary water production)



Code	Denomination	Colour
PRD19	ENEC - IMQ PERFORMANCE	ENEC pantone green 3415 c 100% y 77% b 22% #008c5e

text 03: black

Products

Lighting

IMQ PERFORMANCE
pantone blu 280
c100% m78% y5% b18%
#0f1c68



Code	Denomination	Colour
PRD20	IMQ-PERFORMANCE	pantone blu 280 c100% m78% y5% b18% #0f1c68

Products

Apparatus for air conditioning



Code	Denomination	Colour
PRD21	IMQ-CIG	pantone 354 c 80% y 80% #29b56b

Products

Gas and solid fuel appliances and related devices

SPECIAL REQUIREMENT FOR NON-METALLIC FLEXIBLE PIPES, IN AN ESTABLISHED LENGTH, NORMAL AND SPECIAL, AND FLEXIBLE STAINLESS STEEL PIPES WITH A CONTINUOUS WALL: ON THE EXTREMITY OF A SPECIAL SHAPE (SLEEVE OR FITTING) THEY MUST SHOW THE PRD21 OR PRD01 MARKS OR THE TEXT **IEMMEQU-CIG** IN CAPITAL LETTERS, POSSIBLY IN HELVETICA BOLD FONT.

SPECIAL REQUIREMENT FOR HOSE BARB FITTINGS AND TIES: THEY MUST SHOW THE PRD01 MARK.

SPECIAL REQUIREMENT FOR PRESSURE REGULATORS: THEY MUST SHOW THE PRD21 OR PRD01 MARKS.

SPECIAL REQUIREMENT FOR MANUAL BALL VALVES AND PRESS FITTINGS: THEY MUST SHOW THE PRD21 OR PRD01 MARKS.

SPECIAL REQUIREMENTS FOR PRESS FITTINGS, SEALANTS AND SEALING DEVICES: IF IS NOT POSSIBLE TO SHOW THE MARKS SET OUT ABOVE ON THE PRODUCT, IT IS ALLOWED TO SHOW THEM ON THE PACKAGING AND ON THE INSTRUCTION LEAFLETS.



Code	Denomination	Colour
PRD22	IMQ-QUALITY-CIG	pantone blu 280 c 100% m 78% y 5% b 18% #0f1c68

Products

Gas and solid fuel appliances and related devices

SPECIAL REQUIREMENT: THE CHIMNEYS AND FLUES MUST SHOW THE PRD22 MARK OR THE TEXT **IMMEQU-QUALITY-CIG** IN CAPITAL LETTERS, POSSIBLY IN HELVETICA BOLD FONT.



Code	Denomination	Colour
PRD23	IMQ-QUALITY	pantone blu 280 c 100% m 78% y 5% b 18% #0f1c68

Products

Gas and solid fuel appliances and related devices



Code	Denomination	Colour
PRD24	IMQ - GS	See directions shown in Art. 2.3 of this Regulation

THE PRD24 AND PRD25 MARK HAVE THE SAME MEANING; THE CHOICE BETWEEN THE TWO DEPENDS ON THE SIZE THE MARK WHICH HAS TO BE AFFIXED CAN HAVE. THE PRD24 MARK IS USUALLY USED WHEN IT IS REPRODUCED IN A SIZE LARGER THAN 20 MM. THE PRD25 MARK IS USED WHEN IT IS REPRODUCED IN A SIZE SMALLER THAN 20 MM.



Code	Denomination	Colour
PRD25	IMQ - GS	See directions shown in Art. 2.3 of this Regulation

THE PRD25 AND PR24 MARK HAVE THE SAME MEANING: THE CHOICE BETWEEN THE TWO DEPENDS ON THE SIZE THE MARK WHICH HAS TO BE AFFIXED CAN HAVE. THE PRD25 MARK IS USUALLY USED WHEN IT IS REPRODUCED IN A SIZE SMALLER THAN 20 MM. THE PRD24 MARK IS USED WHEN IT IS REPRODUCED IN A SIZE LARGER THAN 20MM.



Code	Denomination	Colour
PRD26	IMQ SECURITY SYSTEMS	pantone 354 c 80% y 80% #29b56b

Products **Apparatus for security systems**



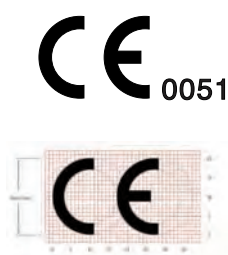
Code	Denomination	Colour
PRD27	IMQ-EMC	pantone 354 c 80% y 80% #29b56b



Code	Denomination	Colour
PRD28	IMQ-ECO	pantone 354 c 80% y 80% #29b56b



Pet. 1: 346 c 60% - y 60%
Pet. 2: 396 c 11% - y 94%
Pet. 3: 130 m 27,5% - y 100%
Pet. 4: 165 m 60% - y 100%
Pet.5: rubine red m 100% - y 15%
Pet. 6: purple cv c 43% - m 91%
Pet. 7: proc. blue c 100% - m 8,5% - k 6%
Pet. 8: 285 c 100% - m 56%



Code	Denomination	Sector	Size
PRD29	CE-0051	Mark to use when IMQ, as Notified Body, has verified compliance with the applicable directive.	The CE 0051 mark must measure at least 5 mm in height and maintain the initial proportions in case of enlargements; nevertheless, according to the requirements set out in different directives, the minimum size can be halved for small devices or components. If the final characteristics of the product or its processing does not in any case allow the application of the mark directly to the product, it must be applied to the package or to the accompanying documents.
			SPECIAL REQUIREMENTS RED DIRECTIVE The identification number of the Notified Body – 0051 must be affixed at the same height as the CE symbol. In the event of products with restrictions of use for certain Countries, the symbol “alert”, indicated here at the side, should also be affixed beside the CE0051 mark at the same height of the CE.

CE0051

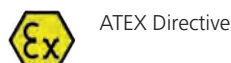
CE0051ⓘ

Matching with IMQ logo

If you want to highlight the intervention of IMQ as Notified Body according to the applicable directive, it is possible to do so by keeping to the following formula and showing the IMQ logo as indicated below:


 Compliance according to Directive XXX verified by Notified Body CE 0051
 
 the IMQ logo can be printed in black, in black screens, in negative or, if in colour, possibly in:
pantone green 354
cmyk: c 80% y 80%
#29b56b

Matching with other symbols



ATEX Directive

ARTICLE 3 - Marks related to management system certifications and attestations

3.1 WHERE THEY CAN BE REPRODUCED

On the IMQ Customer documents (e.g. letter paper, commercial publications, email, financial statements and monographs...) at fairs, on business vehicles, company web-site.. and on advertising material pertaining to the activity of the IMQ Customer as long as it occurs in a truthful manner and is complete of the data relating to the certification.

3.2 WHERE THEY CANNOT BE REPRODUCED

On test, calibration or inspection reports or certificates issued by the certified Organisation; on products and on relevant packaging*, and/or type labels, and/or identification labels or, in any case, used in a way to be interpreted as indications of product conformity, including the cases where the product is represented by documents issued by the Organisation (e.g. analysis certificates, medical reports, certificates of conformity, etc.).

* TO DEFINE PACKAGING SEE ARTICLE 1.4

3.3 HOW THEY SHOULD BE REPRODUCED

The IMQ Customer can only use the "CSQ" mark:


- with the name of the certified Organisation (or with the name of the operative unit of the certified Organisation);
- with the certificate identification number (optional);
- with reference to the edition of the standard (optional) to affix preferably under the CSQ mark (see examples at the side);
- within the purpose/activity of the certified Organisation (or of the operative unit): in case of reduction in the certification application field, the Organisation must rectify the information concerning the certification which may be applied to its advertising materials;
- in relation to the certified operative unit/s of the Organisation;
- in the case of certification obtained for several standards, the customer can decide whether to reproduce each individual trademark with the relative standard or reproduce the CSQ mark once and show the list of the standards according to which it has been certified. In detail, see examples shown here in which the reference to the standard is mandatory, while the explanation of the management system (for quality, environmental, energy, etc etc) is optional. The indication of the edition year of the standard is also optional;
- **sizes:** the marks can be reproduced in the size required, but must always be perfectly legible, (their minimum size CANNOT be less than 10 mm) without changing the proportions between the base and height;





- **colours:** the marks can be reproduced in colour (in the colours specified beside each mark) in white/black, in black (grey) screens, in negative.




The directions set out at Article 1 of this Regulation are an integral part of the user directions listed here

	Colour	Code	Denomination
	<p>pantone 293 screen 50% c 50% - m 28% #85a1d4</p>	SG01	CSQ - ISO 9001
	<p>pantone 293 c 100% - m 56% #0068b5</p>		Certification scheme ISO 9001 Quality management systems

	Colour	Code	Denomination
	<p>pantone 293 screen 50% c 50% - m 28% #85a1d4</p>	SG02	CSQ - ISO 14001
	<p>pantone 293 c 100% - m 56% #0068b5</p>		Certification scheme ISO 14001 Environmental management systems

	Colour	Code	Denomination
	<p>pantone 293 screen 50% c 50% - m 28% #85a1d4</p>	SG03	CSQ - BS OHSAS 18001
	<p>pantone 293 c 100% - m 56% #0068b5</p>		Certification scheme BS OHSAS 18001 Occupational health and safety management systems

	Colour	Code	Denomination
	<p>pantone 293 screen 50% c 50% - m 28% #85a1d4</p>	SG04	CSQ - ISO 13485
	<p>pantone 293 c 100% - m 56% #0068b5</p>		Certification scheme ISO 13485 Medical sector quality management systems

	Colour	Code	Denomination
	<p>pantone 293 screen 50% c 50% - m 28% #85a1d4</p> <p>pantone 293 c 100% - m 56% #0068b5</p>	SG05	CSQ - ISO/IEC 27001
Certification scheme			
ISO/IEC 27001 Information security management systems			
	Colour	Code	Denomination
	<p>pantone 293 screen 50% c 50% - m 28% #85a1d4</p> <p>pantone 293 c 100% - m 56% #0068b5</p>	SG06	CSQ - IATF 16949
Certification scheme			
IATF 16949 Automotive sector quality management systems			
	Colour	Code	Denomination
	<p>pantone 293 screen 50% c 50% - m 28% #85a1d4</p> <p>pantone 293 c 100% - m 56% #0068b5</p>	SG07	CSQ - ISO 50001
Certification scheme			
ISO 50001 Energy management systems			
	Colour	Code	Denomination
	<p>pantone 293 screen 50% c 50% - m 28% #85a1d4</p> <p>pantone 293 c 100% - m 56% #0068b5</p>	SG08	CSQ - ISO 22000
Schema certificativo			
ISO 22000 Food safety management systems			



Colour
 pantone 293 screen 50%
 c 50% - m 28%
 #85a1d4

pantone 293
 c 100% - m 56%
 #0068b5

Code
SG09

Denomination
 CSQ-HACCP

Certification scheme
 UNI 10854
 HACCP system



Colour
 pantone 293 screen 50%
 c 50% - m 28%
 #85a1d4

pantone 293
 c 100% - m 56%
 #0068b5

Code
SG10

Denomination
 CSQ - ISO/IEC 20000-1

Certification scheme
 ISO/IEC 20000-1
 IT services management systems



Colour
 pantone 293 screen 50%
 c 50% - m 28%
 #85a1d4

pantone 293
 c 100% - m 56%
 #0068b5

Code
SG11

Denomination
 CSQ - ISO 22301

Certification scheme
 ISO 22301
 Business continuity management systems



Attestation of.....

Colour
 pantone 354
 c 80% y 80%
 #29b56b

Code
SG12

Denomination
 Attestation

Attestation schemes:
 (some examples)

Conformity to UNI 10881 - Services residential care for the elderly

..... ➔ **Reference to the subject of the attestation**
 IS COMPULSORY AND SHOULD BE SHOWN BESIDE THE IMQ MARK IN LEGIBLE SIZE.



Colour
 pantone 293 screen 50%
 c 50% - m 28%
 #85a1d4

pantone 293
 c 100% - m 56%
 #0068b5

Code
SG13

Denomination
 CSQ - ISO 37001

Certification scheme
 ISO 37001
 Anti-bribery management systems

ARTICOLO 4 - Marks related to the certification of professional figures

4.1 WHERE THEY CAN AND CANNOT BE REPRODUCED

The IMQ mark, with reference to the certification achieved, can be used on headed paper, business cards, Internet sites, personalization of vehicles, in short on all the documents or advertising material produced by the IMQ Customer, as long as this occurs in a truthful manner and is complete of data relating to the certification. They cannot be affixed to certificate documents issued by the same to prevent the certification of the professional figure being confused with a plant or system certification.

4.2 HOW THEY SHOULD BE REPRODUCED

The IMQ Customer can only use the "IMQ" mark related to the certification of professional figures:

- with the name of the certified person;
- with the identification number of the certificate (obligatory for PRS01 mark, optional for other marks);
- with reference to the standard or standards for which the certification was achieved;
- **size:** the marks can be reproduced in the size required, but must always be perfectly legible, (their minimum size should NOT be less than 10 mm) without changing the proportions between the base and height;



- **colours:** colours: the marks can be reproduced in colour (in the colours specified beside each mark) in white/black, in black (grey), screens, in negative.



The directions set out at Article 1 of this Regulation are an integral part of the user directions listed here



DPR 43/2012
Reg. 303/2008/CE

Code	Denomination	Colour	Suggested text
PRS01	IMQ	pantone 354 c 80% y 80% #29b56b	Qualified operator (or business), certified by IMQ

Where to insert reference to standard

THE INSERTION OF THE STANDARD ACCORDING TO WHICH THE IMQ CERTIFICATION HAS BEEN ACHIEVED IS THE RESPONSIBILITY OF THE IMQ CUSTOMER.

REFERENCE TO THE STANDARD SHOULD BE AFFIXED UNDER THE IMQ MARK, IN A LEGIBLE SIZE, IN AN AREA CENTRED TO IT.

Professional figures and businesses

EMPLOYEE WHO CARRIES OUT WORK ON AIR-CONDITIONERS AND HEAT PUMPS CONTAINING FLUORINATED GREENHOUSE GASES

BUSINESSES AUTHORISED TO CARRY OUT ACTIVITIES ON STATIONARY REFRIGERATION EQUIPMENT, AIR-CONDITIONING SYSTEMS AND HEAT PUMPS CONTAINING THESE FLUORINATED GREENHOUSE GASES



DPR 43/2012
Reg. 304/2008/CE

Code	Denomination	Colour	Suggested text
PRS02	IMQ	pantone 354 c 80% y 80% #29b56b	Qualified operator (or business), certified by IMQ

Where to insert reference to standard

VEDI IN QUESTA PAGINA INDICAZIONI RIPORTATE PER IL MARCHIO PRS01

Professional figures

EMPLOYEE WHO CARRIES OUT WORK ON STATIONARY ANTI-INCENDIARY SYSTEMS AND EXTINGUISHERS CONTAINING FLUORINATED GREENHOUSE GASES.

BUSINESSES AUTHORISED TO CARRY OUT ACTIVITIES ON STATIONARY ANTI-INCENDIARY SYSTEMS AND EXTINGUISHERS CONTAINING FLUORINATED GREENHOUSE GASES



DPR 43/2012
Reg. 305/2008/CE

Code	Denomination	Colour	Suggested text
PRS03	IMQ	pantone 354 c 80% y 80% #29b56b	Qualified operator certified by IMQ

Where to insert reference to standard

SEE DIRECTIONS IN THESE PAGES FOR THE PRS01 MARK

Professional figures

EMPLOYEE WHO RECOVERS THESE FLUORINATED GREEN HOUSE GASES FROM HIGH VOLTAGE SWITCHES



Decreto
4 febbraio 2011

Code	Denomination	Colour	Suggested text
PRS04	IMQ	pantone 354 c 80% y 80% #29b56b	Qualified operator certified by IMQ

Where to insert reference to standard

SEE DIRECTIONS IN THESE PAGES FOR THE PRS01 MARK

Professional figures

TEACHERS OF TRAINERS FOR LIVE WORKING ON ELECTRICAL SYSTEMS POWERED AT AN INDUSTRIAL FREQUENCY WITH A VOLTAGE HIGHER THAN 1000V

IMQ

UNI 11476



Code	Denomination	Colour	Suggested text
PRS05	IMQ	pantone 354 c 80% y 80% #29b56b	<i>Photographer certified by IMQ</i>

Where to insert reference to standard

SEE DIRECTIONS IN THESE PAGES FOR THE PRS01 MARK

Professional figures**PHOTOGRAPHER****IMQ**

UNI 10801



Code	Denomination	Colour	Suggested text
PRS06	IMQ	pantone 354 c 80% y 80% #29b56b	<i>Condominium administator certified by IMQ</i>

Where to insert reference to standard

SEE DIRECTIONS IN THESE PAGES FOR THE PRS01 MARK

Professional figures**CONDOMINIUM ADMINISTRATOR****IMQ**

UNI 11558



Code	Denomination	Colour	Suggested text
PRS07	IMQ	pantone 354 c 80% y 80% #29b56b	<i>Real estate valuer certified by IMQ</i>

Where to insert reference to standard

SEE DIRECTIONS IN THESE PAGES FOR THE PRS01 MARK

Professional figures**REAL ESTATE VALUER****IMQ**

UNI 10459

DM 115 - 4.06.2014

DM 269 - 1.12. 2010

Disciplinare Capo Polizia

24.02.2015



Code	Denomination	Colour	Suggested text
PRS08	IMQ	pantone 354 c 80% y 80% #29b56b	<i>Security expert certified by IMQ</i>

Where to insert reference to standard

SEE DIRECTIONS IN THESE PAGES FOR THE PRS01 MARK

Professional figures**SECURITY EXPERT**

IMQ

UNI 11554



Code	Denomination	Colour	Suggested text
PRS09	IMQ	pantone 354 c 80% y 80% #29b56b	<i>Operator qualified, certified by IMQ</i>

Where to insert reference to standard

SEE DIRECTIONS IN THESE PAGES FOR THE PRS01 MARK

Professional figures**PROFESSIONAL FIGURES OPERATING ON CIVILIAN GAS SYSTEMS POWERED BY DISTRIBUTION NETWORKS****IMQ**Schema di
certificazione
IMQ AIR

Code	Denomination	Colour	Suggested text
PRS10	IMQ	pantone 354 c 80% y 80% #29b56b	<i>Alarm systems expert intrusion and robbery certified by IMQ</i>

Where to insert reference to standard

THE INSERTION OF THE SCHEME ON THE BASIS OF WHICH THE IMQ CERTIFICATION HAS BEEN OBTAINED IS THE RESPONSIBILITY OF THE IMQ CUSTOMER.

THE REFERENCE TO THE SCHEME SHOULD BE REPORTED UNDER THE IMQ MARK, IN LEGIBLE DIMENSIONS, IN A CENTERED AREA COMPARED TO IT.

IMQSchema di
certificazione
IMQ-ANIE T.I.R.A.E.

Code	Denomination	Colour	Suggested text
PRS11	IMQ	pantone 354 c 80% y 80% #29b56b	<i>Maintenance technician detection systems fire and evacuation audio certified by IMQ</i>

Where to insert reference to standard

THE INSERTION OF THE SCHEME ON THE BASIS OF WHICH THE IMQ CERTIFICATION HAS BEEN OBTAINED IS THE RESPONSIBILITY OF THE IMQ CUSTOMER.

THE REFERENCE TO THE SCHEME SHOULD BE REPORTED UNDER THE IMQ MARK, IN LEGIBLE DIMENSIONS, IN A CENTERED AREA COMPARED TO IT.

IMQ

UNI 11648



Code	Denomination	Colour	Suggested text
PRS12	IMQ	pantone 354 c 80% y 80% #29b56b	<i>Project manager certified by IMQ</i>

Where to insert reference to standard

THE INSERTION OF THE SCHEME ON THE BASIS OF WHICH THE IMQ CERTIFICATION HAS BEEN OBTAINED IS THE RESPONSIBILITY OF THE IMQ CUSTOMER.

THE REFERENCE TO THE SCHEME SHOULD BE REPORTED UNDER THE IMQ MARK, IN LEGIBLE DIMENSIONS, IN A CENTERED AREA COMPARED TO IT.

IMQUNI 11648
e Disciplinare IMQ PM

ARTICLE 5 - Marks related to the certification of businesses that install and verify

5.1 WHERE THEY CAN BE REPRODUCED

The IMP01, IMP02 and IMP03 marks can be used, referring exclusively to the scope of validity of the certification achieved, on headed paper, business cards, Internet sites, personalisation of vehicles, in short on all documents or promotional material relating to its activity as long as this occurs in a truthful manner and is complete of data relating to the specific certification scheme.

The IMP04 and IMP05 marks, relating to the verification by IMQ of lifts and earthing systems, can be used in reference to the verified systems (for example by means of self-adhesive labels to apply in the lift car or in the control cabinet of the earthing system).

5.2 HOW THEY SHOULD BE REPRODUCED

The IMQ customer can only use the "IMP01", "IMP02" and "IMP03" mark:

- with the name of the certified business;
- with the certificate identification number (optional);
- with reference to the scheme to which the certification refers;
- in relation to the certified operative unit of the organisation.

The IMQ Customer can only use the "IMP04" and "IMP05" mark: :

- with reference to the verified system and related to the activity of periodic verification
- **Size:** the marks can be reproduced in the size required, as long as they are always perfectly legible, without altering the proportions between base and height.



- **Colour:** the marks can be reproduced in colour (in the colours specified beside each mark) in white/black, in black (grey) screens, in negative.



The directions set out at Article 1 of this Regulation are an integral part of the user directions listed here



IMPRESA CERTIFICATA
Livello di prestazione xxx



Code	Denomination	Colour
IMP01	IMQ Security Systems	pantone 354 c 80% y 80% #29b56b

Insertion of reference to certification scheme

THE INSERTION OF THE REFERENCE TO THE CERTIFICATION SCHEME AND TO THE LEVEL OF PERFORMANCE BASED ON WHICH IMQ CERTIFICATION HAS BEEN ACHIEVED, IS THE RESPONSIBILITY OF THE IMQ CUSTOMER. THE REFERENCE SHOULD BE AFFIXED UNDER THE IMQ MARK, IN A LEGIBLE SIZE, IN AN AREA THAT IS CENTRED TO IT.

Business

BUSINESSES WHICH PROVIDE DESIGN AND INSTALLATION, ORDINARY MAINTENANCE (PREVENTIVE) AND REPAIR SERVICES, APPLIED TO INTRUSION AND THEFT ALARM SYSTEMS



REGISTRATA IMQ INCENDIO
Categoria degli impianti
(A, B, C):

Code	Denomination	Colour
IMP02	IMQ Security Systems	pantone 354 c 80% y 80% #29b56b

Insertion of reference to certification scheme

TO INSERT THE REFERENCE TO THE CERTIFICATION SCHEME AND TO THE CATEGORY OF SYSTEM BASED ON WHICH THE IMQ CERTIFICATION WAS ACHIEVED, SEE DIRECTIONS SHOWN FOR THE IMP01 MARK.

Business

BUSINESSES WHICH INSTALL AND MAINTAIN ANTI-INCENDIARY SYSTEMS



CENTRO DI MONITORAGGIO
E DI RICEZIONE ALLARME

UNI 11068 *(e/o)* EN 50518
DM 269/2010
DM 115/2014
Disciplinare Capo Polizia
24.02.2015

Code	Denomination	Colour
IMP03	IMQ Security Systems	pantone 354 c 80% y 80% #29b56b

Insertion of reference to certification scheme

TO INSERT THE REFERENCE TO THE SCHEME AND CERTIFICATION STANDARD, SEE DIRECTIONS SHOWN FOR THE IMP01 MARK.

* REFERENCE TO THE UNI 11068 STANDARD IS EXPIRING SINCE THE STANDARD WILL BE WITHDRAWN FROM JULY 2017 TO BE REPLACED BY EN 50518.

Business

REMOTE SURVEILLANCE



Impianto periodicamente verificato da
IMQ Organismo Notificato 0051

Code	Denomination	Colour
IMP04	IMQ	pantone 354 c 80% y 80% #29b56b

Insertion of reference to certification scheme

THE INSERTION OF THE REFERENCE TO THE SYSTEM PERIODICALLY VERIFIED BY IMQ IS THE RESPONSIBILITY OF THE IMQ CUSTOMER. THE REFERENCE SHOULD BE AFFIXED UNDER THE IMQ MARK, IN A LEGIBLE SIZE, IN AN AREA THAT IS CENTRED TO IT.

System

Lift



Impianto elettrico di messa a terra
periodicamente verificato da IMQ
Organismo Abilitato ai sensi
del D.P.R. 462/2001

Code	Denomination	Colour
IMP05	IMQ	pantone 354 c 80% y 80% #29b56b

Insertion of reference to certification scheme

SEE DIRECTIONS SHOWN FOR THE IMP04 MARK.

System

Electrical installations

ARTICLE 6 - Other marks



Denomination	Web site	Matching with marks issued by IMQ
ACCREDIA	www.accredia.it/est-search_documentazione.jsp?area=55&D_LINK=327&page=10&id_con-text=4362	The Accredia logo can (optional) only be used by the IMQ Customers in possession of certification issued under ACCREDIA accreditation, jointly with the mark granted by IMQ and in accordance with the rules set out in document RG-09 "Regulation for the use of the ACCREDIA mark" which is intended as recalled in full.



Denomination	Sector	Web site
CERTALARM	Products and components anti-intrusion and anti-incendiary systems	www.certalarm.org/ca/sites/default/files/rules/R01.pdf



THE GSO CONFORMITY TRACKING SYMBOL IS MADE OF THE G-MARK + THE IDENTIFICATION NUMBER OF THE NOTIFIED BODY (IMQ 0026) + THE QR CODE (SEE EXAMPLE HERE BELOW)



Denomination	Sector	Web site
G-MARK	Low voltage equipment: electric household, plug and socket	GSO web site: goo.gl/436eIN link Conformity Marking for the GCC Countries: goo.gl/t5bROY link English Manual - official document: goo.gl/W9Y071 link short document: goo.gl/bhS1R7



Denomination	Sector	Web site
IECEx	Equipment in potentially explosive atmospheres	http://www.iecex.com/operational_manuals.htm



Denomination	Sector	Web site
INCERT	Anti-intrusion equipment	/www.incert.be/fr/informations-pratiques.html



Denomination	Sector	Web site
LOVAG-IMQ	Low voltage equipment	www.lovag.net



Denomination	Settore	Matching with CSQ mark
CISQ	Quality management system ISO 9001	<p>The CISQ mark can only be used together with the "CSQ" (SG01) mark, placing it at the right of it and respecting the same conditions mentioned at article 3 of this Regulation</p> <ul style="list-style-type: none"> - the size must never exceed that of the "CSQ" mark; - without changing shape (enlargements and reductions are allowed which will allow perfect legibility and do not impede perfect legibility of the "CSQ" mark); - in pantone 5555-V or in white/black



Denomination	Settore	Matching with CSQ mark
CISQ Automotive	Quality management system – Automotive ISO/TS 16949	<p>The CISQ-Automotive mark can only be used together with the CSQ-AUTO" (SG06) mark, placing it at the right of it and respecting the same conditions mentioned at article 3 of this Regulation</p> <ul style="list-style-type: none"> - the size must never exceed that of the "CSQ-AUTO" mark; - without changing shape (enlargements and reductions are allowed which will allow perfect legibility and do not impede perfect legibility of the "CSQ" mark); - in pantone 5555-V or in white/black



Denomination	Settore	Matching with CSQ mark
IQNET	Quality management system ISO 9001	<p>The IQNet mark can only be used together with the "CSQ" (SG01) mark, placing it at the right of it and respecting the same conditions mentioned at article 3 of this Regulation</p> <ul style="list-style-type: none"> - the size must never exceed that of the "CSQ" mark; - without changing shape (enlargements and reductions are allowed which will allow perfect legibility and do not impede perfect legibility of the "CSQ" mark); - in blue pantone 661C or in white/black

How to request the files of the IMQ marks:

www.imq.it/it/richiestamarchi

